

Today I am going to The Mazza Museum!



I need to know the rules before I go to the museum.




I can touch the books below the artwork, but not the art.



I can walk in the museum, but I will not run.



I can talk quietly in the museum.




I can stay with my group.

When I see the *Four Kids on a Log with a Dog* statue, I know we are near the main entrance.



I can pull the door open or hit the accessibility button.



When I walk in the main entrance, the Mazza Museum Gift Shop will be on my right.

I can ask to go to the Gift Shop after I visit the museum.



I will walk down the hallway to the Lape Great Hall with Bessie, the Lake Erie Monster.



Then, I will see the main office and museum entrance.



Before I go in the museum, I can put my coat and bag behind the brick wall near the restrooms.

I can get my coat and bag when I am done visiting the museum.



I can use the restroom or get a drink at the refill station before going in the museum.




OR



If I do not have my own water bottle for the refill station, I can ask the main office for a cup.




If I need it, I can ask the main office for a Sensory Support Kit. I will return everything before I leave.



When I enter the museum, I will see a docent. They are nice and I can say hi.

The docent has information, maps, and can help me if I have a question.



The map can tell me where things are at in the museum.



**The Mazza Museum has
lots of art to look at!**

**I can pick up books
below the art and look
through them.**

**I will not touch the art
on the walls or in
display cases.**



Some of the artwork has a video about the story that inspired it.

The video is on an iPad that I should not touch. If the video is too noisy, I can ask the docent to turn the volume down.



The Mazza Museum has many galleries including the Laiho Gallery.

The pictures come off of the walls in this gallery!

This is cool, but I will not touch the art on the walls.



When I am done visiting the museum, I can look at the Mazza Mural Search.

I can search for the items listed on the board beside the Mural or I can just enjoy the art.

If I cannot find all of the items, I can ask the main office for the answer key to the Mural.




**Next, I can go look at
the Children's Art
Exhibit from local
elementary school
students.**



Then, I can look at the Cheryl McNish Gallery of art from people with physical and mental disabilities.



At the end of the hallway, the Resource Center will be on my left and the Gift Shop will be on my right.



I can go to the Resource Center and check out a library book. I can borrow the book and bring it back later.



**The Resource Center has
lots of books!**

**Here, I can ask the friendly
librarian if I can look at
books I saw in the art when
I was in the museum.**

**If the Resource Center is
closed, I can come back
another day.**



Next to the Resource Center, on the left, is the Mazza Tile Search. I can play the Tile Search game or I can just enjoy the art.



**When I am all done, I can ask
to go to the Mazza Museum
Gift Shop.**

**I can ask to get a favorite
book, a piece of art, a puppet,
or a drink from the cooler.**

**It is okay if I do not get
anything from the Gift Shop.**



When I am done in the gift shop, I can go get my coat and bag from where I left them.

If I borrowed a Sensory Support Kit, I will return it to the main office before I leave.



**After I grab my belongings, I
will leave the museum from
the door I came in.**

**Visiting the Mazza Museum
was lots of fun!**

**I am always welcome to come
back to the museum.**

